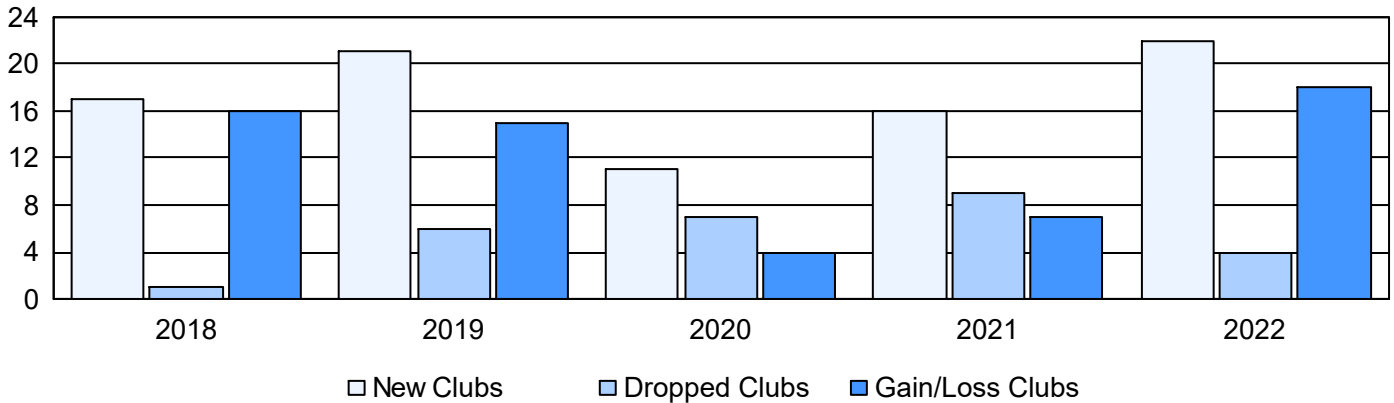
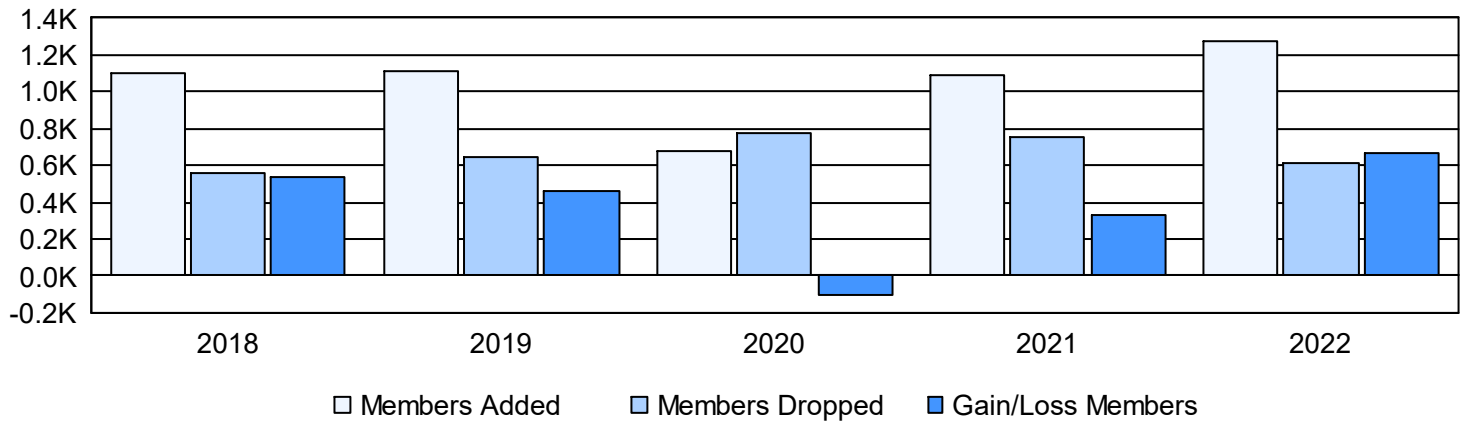


Year	New Clubs	Dropped Clubs	Gain/ Loss Clubs	New Members	Charter Members	Reinstate Members	Transfer Members	Total Member Added	Total Members Dropped	Gain/ Loss Members
2017-2018	17	1	16	566	488	33	12	1,099	563	536
2018-2019	21	6	15	430	631	45	4	1,110	649	461
2019-2020	11	7	4	320	305	40	9	674	774	-100
2020-2021	16	9	7	588	465	31	4	1,088	754	334
2021-2022	22	4	18	656	596	21	6	1,279	607	672
Average	17	5	12	512	497	34	7	1,050	669	381

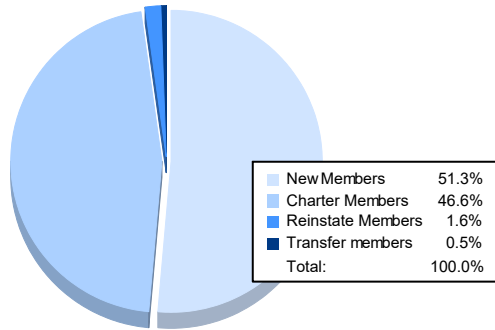
Clubs



Members



Membership Composition June 2022 Cumulative



Gender Composition June 2022 Cumulative

